



COUNTY OF SAN MATEO
HUMAN SERVICES AGENCY



COUNTY OF SAN MATEO
2024 One Day Homeless Count and Survey
EXECUTIVE SUMMARY

MAY 2024

INTRODUCTION

This executive summary provides an overview of key results from the County of San Mateo’s 2024 One Day Homeless Count and Survey (the “Count”). The County’s Human Services Agency (HSA) coordinates the Count in collaboration with community and County partners. The 2024 Count was conducted in the early morning hours of Thursday, January 25, 2024, and in-depth surveys were collected over the course of the following week. Approximately 300 volunteers consisting of community-based providers, members of the public, City and County staff, and community expert guides conducted observational counts and surveys of people experiencing unsheltered homelessness in each census tract in the county. The County conducts the Count every two years, although the 2021 count was postponed to 2022 due to COVID-19.

The results of the Count provide one source of data, among many others, to help the County and its partners assess how best to serve households experiencing homelessness and assist them with returning to housing as quickly as possible. The results are also submitted to the United States Department of Housing and Urban Development (HUD), which compiles data from homeless counts nationwide. The Count provides data that helps inform policymakers and providers about the homeless population and trends over time.

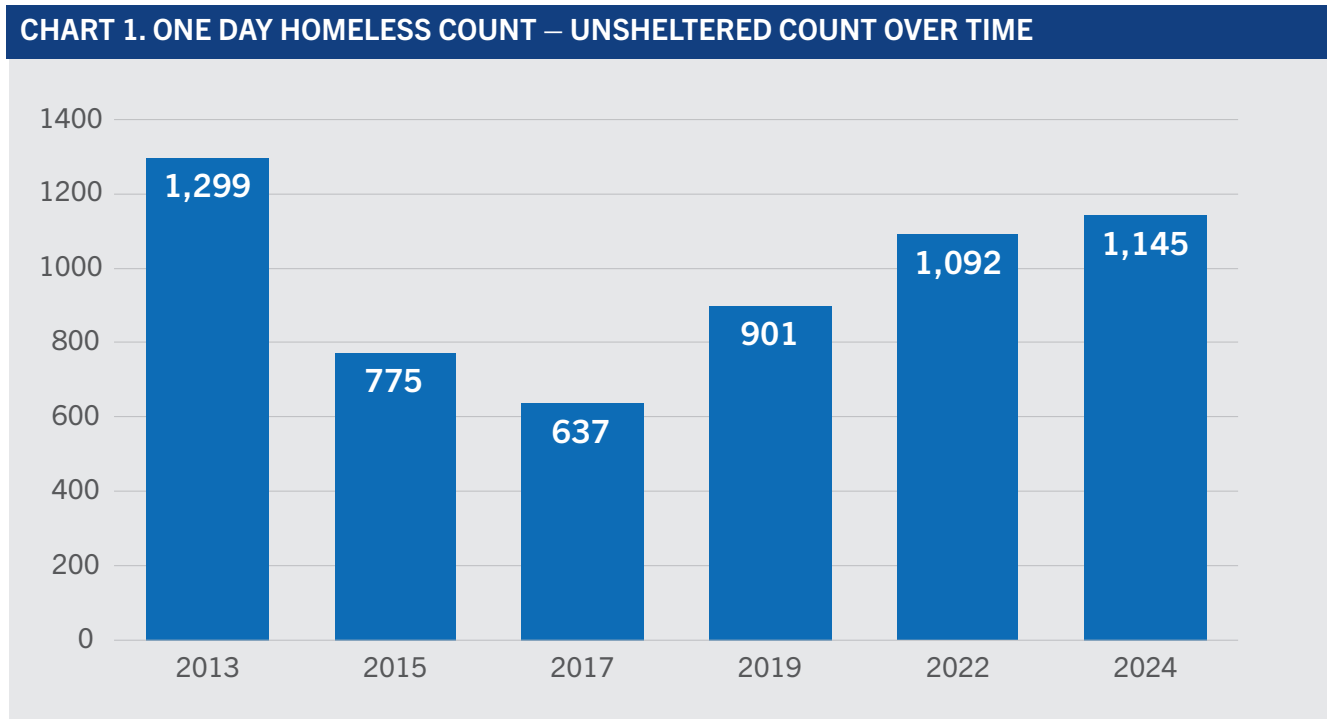
NUMBER OF PEOPLE EXPERIENCING HOMELESSNESS

The 2024 Count found **2,130 people experiencing homelessness in San Mateo County on the night of January 24, 2024**. This number includes:

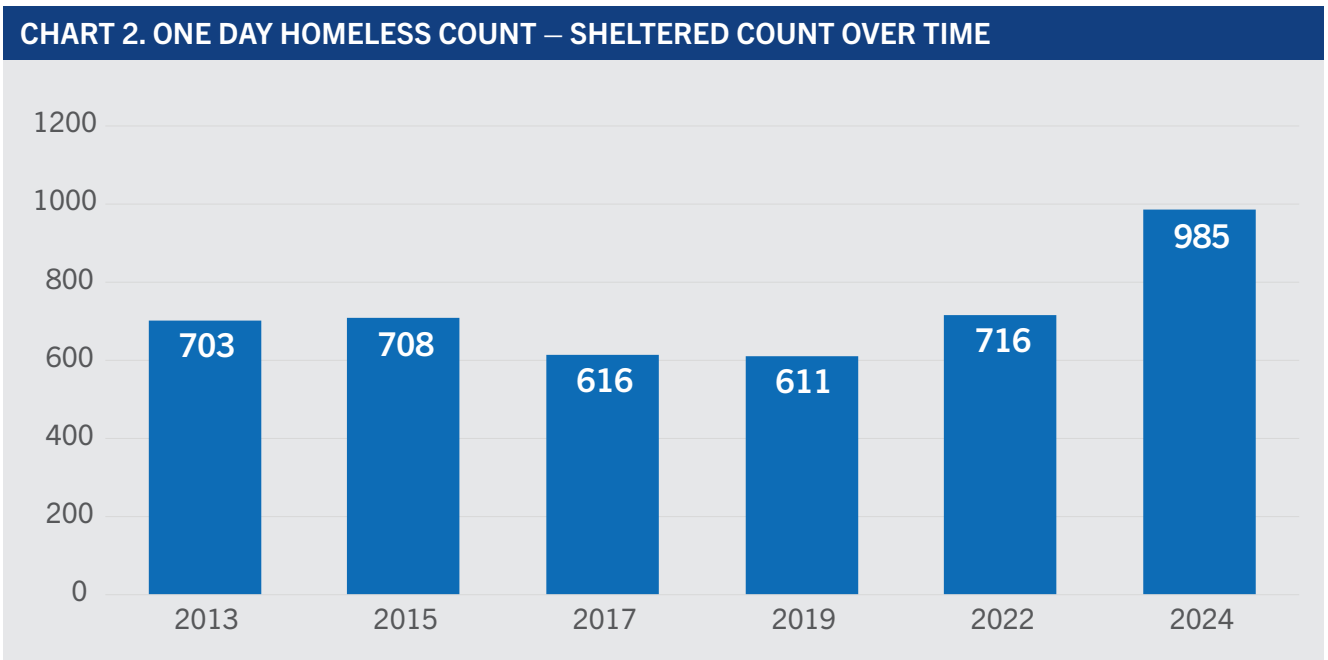
- **1,145 people experiencing unsheltered homelessness** staying on the streets, in cars, in recreational vehicles (RVs), or in tents
- **985 people experiencing sheltered homelessness** staying in emergency shelters and transitional housing programs

The number of people experiencing unsheltered homelessness in 2024 increased by 53 people (5%) compared to 2022. The number of people staying in shelter in 2024 increased by 269 people (38%) from 2022, driven by additional emergency shelter capacity that had been created by the County. So, looking at the total point-in-time count (including both unsheltered and sheltered), the finding of 2,130 people experiencing homelessness on the night of the Count is an increase of 322 people (18%) from the 2022 Count.

Charts 1-3 below show the number of people experiencing unsheltered and sheltered homelessness according to One Day Homeless Count data from 2013 to 2024.

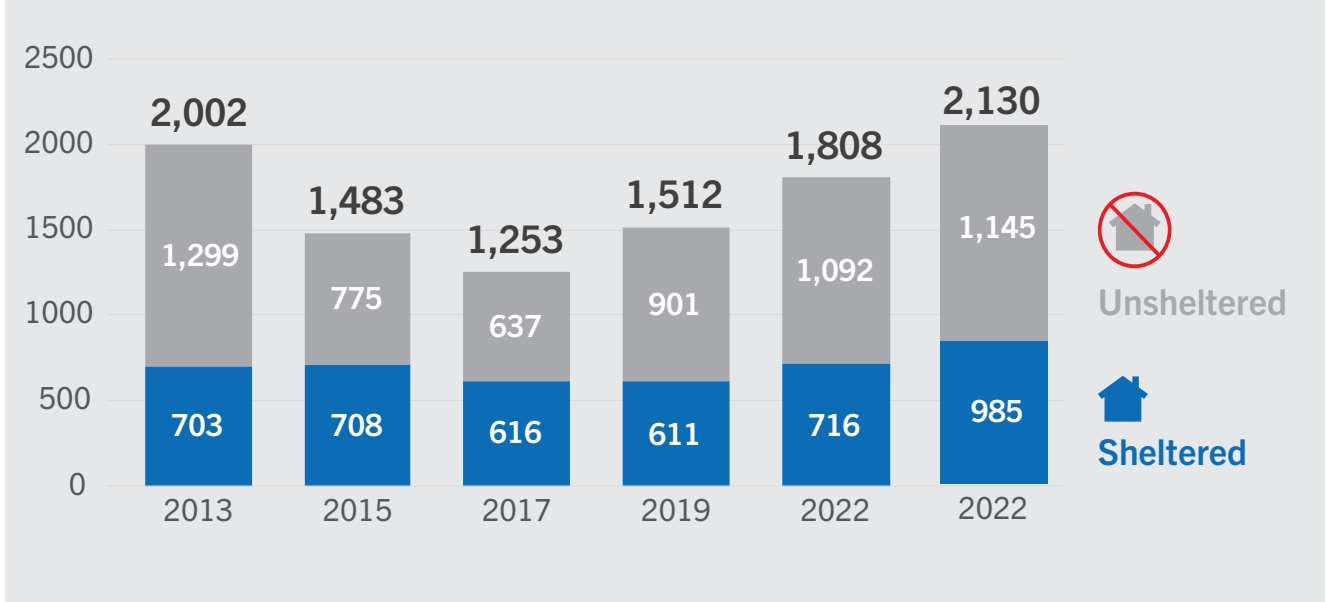


Between 2022 and 2024, unsheltered homelessness in the County increased by 5%, which is smaller than the 21% increase between 2019 and 2022.



Between 2022 and 2024, sheltered homelessness increased by 38%, driven by increased shelter capacity within the County.

CHART 3. ONE DAY HOMELESS COUNT – TOTAL OVER TIME



Between 2022 and 2024, the total count of people experiencing homelessness increased by 18%, driven primarily by an increase in people experiencing sheltered homelessness.

UNSHeltered SLEEPING LOCATIONS

The charts below show the categories of sleeping locations for individuals who were unsheltered on the night of the 2024 Count and a breakdown of sleeping locations for the Counts from 2013 to 2024.

CHART 4. LOCATIONS OF UNSHELTERED PERSONS IN 2024 COUNT

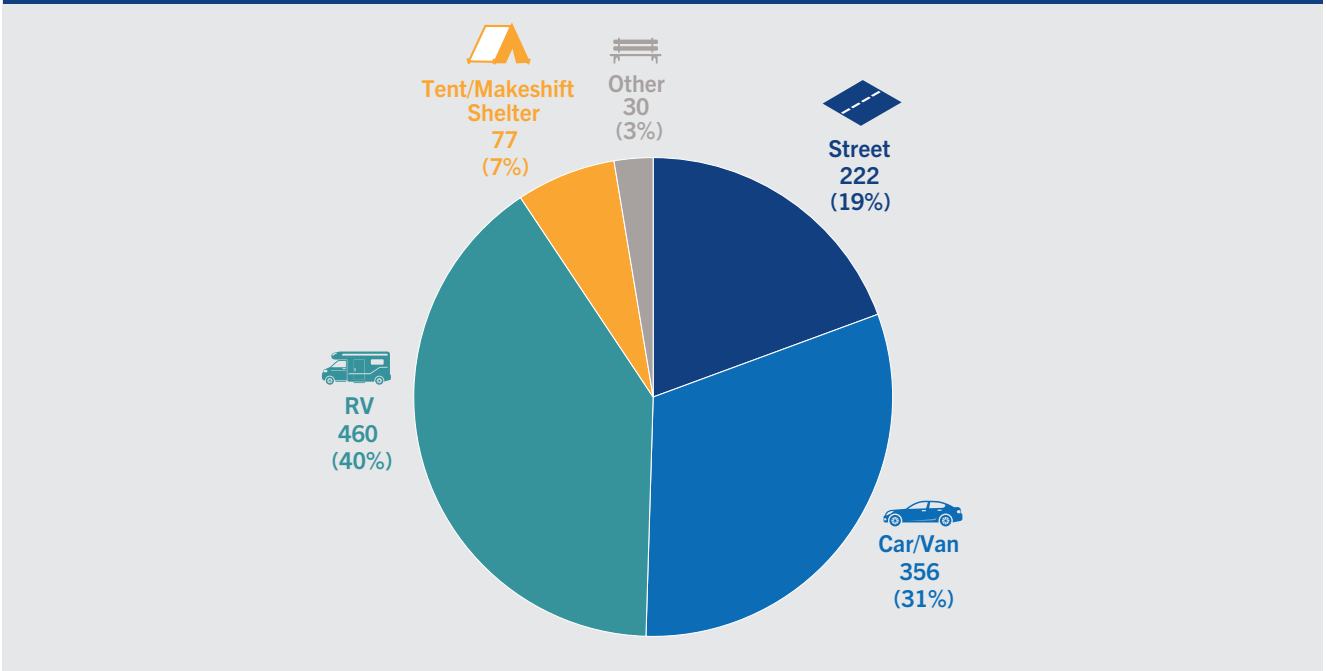
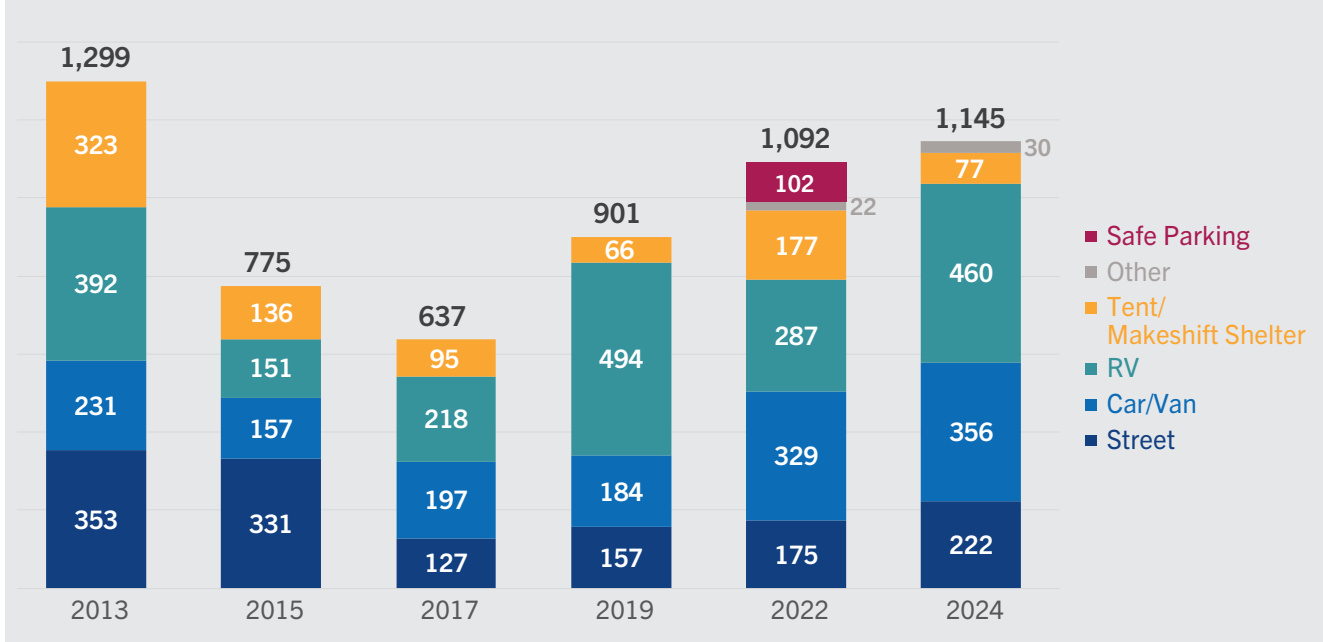


CHART 5. UNSHELTERED HOMELESS COUNT OVER TIME



*“Safe Parking” is a type of program that serves people who are residing in their vehicles. The program provides a safe designated place for people to stay in their vehicle as well as supportive services to assist the residents with working on returning to housing. At the time of the 2019 and earlier Counts, there were no Safe Parking programs in San Mateo County, and at the time of the 2022 Count, there were two Safe Parking programs which served people living in RVs. At the time of the 2024 Count, there was one Safe Parking program that operates as a scattered site program, so households enrolled in the Safe Parking program were included in the unsheltered count.

*“Other” includes abandoned buildings, boats, and other types of vehicles/structures that are not captured under Safe Parking, RV, and Car/Van. Enhanced data collection tools in the 2024 Count allowed for improved tracking of these type of other unsheltered situations, compared to previous years.

GEOGRAPHIC INFORMATION

The following table summarizes the geographic locations of people experiencing unsheltered homelessness reflected in the Counts from 2013 to 2024.

CHART 6. UNSHELTERED HOMELESS COUNT BY JURISDICTION						
Geographic Place	2013 Count	2015 Count	2017 Count	2019 Count	2022 Count	2024 Count
Atherton	0	1	0	1	3	2
Belmont	43	11	3	7	13	22
Brisbane	34	21	19	4	6	11
Burlingame	13	7	21	25	10	40
Colma	7	3	1	8	1	11
Daly City	27	32	17	66	49	72
East Palo Alto	119	95	98	107	169	81
Foster City	7	0	6	4	4	4
Half Moon Bay	114	84	43	54	68	20
Hillsborough	0	0	0	0	0	0
Menlo Park	16	27	47	27	56	74
Millbrae	21	8	7	9	9	22
Pacifica	150	63	112	116	161	180
Portola Valley	2	0	1	0	0	0
Redwood City	306	223	94	221	245	189
San Bruno	98	8	26	12	63	75
San Carlos	10	20	28	30	14	29
San Francisco Int. Airport	5	1	3	21	14	23
San Mateo	103	82	48	74	60	95
South San Francisco	172	55	33	42	42	79
Unincorporated	46	32	30	73	105	114
<i>Coastside</i>		22	22	60	62	103
<i>North</i>		0	3	6	7	0
<i>Central</i>		0	0	0	0	0
<i>South</i>		10	5	7	36	9
Woodside	6	2	0	0	0	2
Total	1,299	775	637	901	1,092	1,145

CONCLUSION

The overall finding from the Count is that 2,130 individuals were experiencing homelessness on the night of the Count, which represents an increase of 18% from 2022 to 2024. The overall increase is primarily driven by an increase of 38% in sheltered individuals, while unsheltered homelessness increased by 5%.

The County and its partners have expanded homeless services in recent years, including expansions in shelters, as well as expansions in homeless outreach services, permanent housing resources, and enhanced connections between health services and homeless services. Since 2022, the County has opened two additional non-congregate shelters—the Navigation Center and El Camino House—which has created additional capacity to provide safe shelter and intensive support services to help residents move into permanent housing.

The County continues to implement strategies to increase affordable housing through new construction with set-aside units for the formerly homeless population, the Affordable Housing Fund, Homekey projects, County Housing Voucher Program, and rental vouchers. The County also continues to implement strategies such as investing in homeless prevention services, expanding homeless outreach and case management services to serve unsheltered individuals, and tailoring services to meet the needs of people experiencing homelessness who have complex health conditions.

*Published by the County of San Mateo’s Human Services Agency. Data analysis by Focus Strategies. For more information, please visit <https://www.smcgov.org/hsa/center-homelessness>.

Please visit
<https://www.smcgov.org/hsa/center-homelessness>
for more information.



COUNTY OF SAN MATEO
HUMAN SERVICES AGENCY